

YOSHIDA

SEASONS

*Experience a New Season of Freshness
and Innovation with SEASONS*



Contour Type 2 (Over-Arm)

* Example shown with optional components.



Contour Type 2 (Over-Arm)

**Example shown with optional components.*



Type 3 (Cart)

**Example shown with optional components.*

SEASONS



Folding Legrest with Step Type 2 (Over-Arm)
*Example shown with optional components.


Daily Cleaning of Water Circuits Flushing function



The flushing function automatically removes residual water from each water supply circuit. Simply activate the function, connect each hose to the bowl, and start flushing with the press of a button.

Some are optional.

Simple and Easy-to-Use Control Panel



The intuitive control panel provides effortless access to chair movements, handpiece control, and memory functions through easy-to-understand pictogram buttons.

Clean and Hygienic Spittoon Area



The spittoon area features a removable ceramic bowl for easy maintenance, ensuring a high level of cleanliness in areas exposed to saliva and mouth rinsing.



Folding Legrest with Step Type 1 (Base Mount)
 *Example shown with optional components.

A Variety of Instruments Can Be Selected to Suit Your Needs



Various instruments (with /without LED) are available, providing a brighter and clearer field of view for stable and reliable treatment.

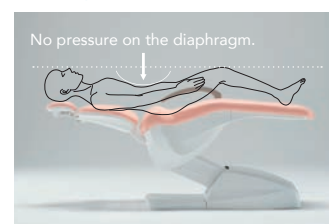
Some are optional.

Designed with Patient Entry, Exit, and Treatment Posture in Mind



The adjustable height range of 380mm to 700mm allows for smooth entry and exit, making it easier for small children, elderly patients, and those with physical disabilities to access the chair. It also ensures a comfortable posture during treatment. (Contour type)

Nose-Knee Position for Enhanced Patient Comfort and Relaxation



The nose-knee position prevents diaphragm compression, allowing easier breathing. By aligning the patient's nose and knees at the same height, this posture promotes relaxation and enhances overall comfort.

View the Oral Condition with Natural Lighting



The LED operating light provides natural brightness, ensuring the oral cavity is clearly illuminated for enhanced visibility during treatment, even in procedures involving bleeding.

*Create a Bright and Refreshing Treatment Environment.
Choose from six options of chair and table combinations to
meet your needs.*



Contour Type 1 (Base Mount)

*Example shown with optional components.

*The 'SEASONS' embodies a design philosophy of simplicity and
efficiency, maximizing cost performance.*

*With a wide selection of optional components, it offers full customization
to align with your unique clinical style.*

SEASONS Evolves with You, Offering a Wide Range of Options to Adapt to Your Changing Treatment Needs.

Option Item Optional Instruments / Chair / Table / Spittoon Area

Enhance Efficiency, Improve Comfort for All, and Expand Treatment Possibilities.

A variety of features are designed to meet your needs, helping you create a more efficient, comfortable, and adaptable practice.

Optional/Instruments

Micromotor with light
● 40DSa



5x speed contra-angled handpiece with light
● YW SV200MLX



5x speed short contra-angled handpiece with light
● YW SV200MLXS



Ultrasonic Scaler
● Piezo SII (With/ Without light)



Ultrasonic Scaler
● Petit Piezoll (With/ Without light)




Handpiece for PMTC
● Prophy Contra Handpiece 8MIIA



Optional/Chair/Table/Spittoon area

Headrest
● Universal Headrest



LED Light
● Luxion 12/24



Tissue box holder
● Tissue box holder for Mounting on Light Pole



Assistant Element Hanger (AEH)
● Hanger Bracket For Two-Handed Operation (Solo)



Foot controller
● Pedal-type 930 Model



● Side-sliding S Model



※ Chair switch is optional

Spittoon
● Ceramic Spittoon (Available in the following colors)



うす墨
USUZUMI



青磁
SEIJI



瑠璃
RURI

Sheet Color

※Actual seat colors may differ from those shown.

You can choose a seat color that matches the decor of your dental office.

Standard Colors



Black



Peach
Pink



Snow
White



Dark
Blue



Water
Blue



Apple
Green



Summer
Yellow

Optional Colors



Green
Metallic



Bordeaux
Metallic



Black
Metallic



Ocean
Metallic

◎Product Name: Seasons ◎Power Supply: AC 100V-220V 50/60Hz ◎Power Consumption: 750VA ◎Chair Types: Contour Type 1 (Base Mount), Type 2 (Over Arm), Type 3 Model (Cart) / Folding Legrest with Step Type 1 (Base Mount), Type 2 (Over Arm), Type 3 (Cart)

※ The product specifications listed in this catalog (As of November 2022) may be subject to change without prior notice due to improvements or modifications. Additionally, the color tones of the products may differ from those shown in the catalog.

Reproduction without permission is prohibited.

© THE YOSHIDA DENTAL MFG. CO., LTD.

Distributor

YOSHIDA

THE YOSHIDA DENTAL MFG. CO., LTD.

Address 1-3-6 Kotobashi, Sumida-ku Tokyo, Japan ZIP 130-8516



www.facebook.com/
YoshidaDentalManufacturing



www.yoshida-net.co.jp/en

First Edition